

Mobile Phone user manual



Safety warnings

Keep your phone away from small children and pets

Keep your phone and all accessories out of the reach of small children or animals. Small parts may cause choking or serious injury if swallowed.

Protect your hearing



Listening to a headset at high volumes can damage your hearing. Use only the minimum volume setting necessary to hear your conversation or music.

Install mobile phones and equipment with caution

Ensure that any mobile phones or related equipment installed in your vehicle are securely mounted. Avoid placing your phone and accessories near or in an air bag deployment area. Improperly installed wireless equipment can cause serious injury when air bags inflate rapidly.

Handle and dispose of batteries and chargers with care

- Use only Samsung-approved batteries and chargers specifically designed for your phone.
- Incompatible batteries and chargers can cause serious injuries or damage to your phone.
- Never dispose of batteries or phone in a fire. Follow all local regulations when disposing used batteries or phone.
- Never place batteries or phones on or in heating devices, such as microwave ovens, stoves, or radiators. Batteries may explode when overheated.
- Never crush or puncture the battery. Avoid exposing the battery to high external pressure, which can lead to an internal short circuit and overheating.

Avoid interference with pacemakers

Maintain a minimum of 15 cm (6 inches) between mobile phones and pacemakers to avoid potential interference, as recommended by manufacturers and the independent research group, Wireless Technology Research.

If you have any reason to suspect that your phone is interfering with a pacemaker or other medical device, turn off the phone immediately and contact the manufacturer of the pacemaker or medical device for guidance.



Safety precautions

Drive safely at all times

Avoid using your phone while driving and obey all regulations that restrict the use of mobile phones while driving. Use hands-free accessories to increase your safety when possible.

Follow all safety warnings and regulations

Comply with any regulations that restrict the use of a mobile phone in a certain area.

Use only Samsung-approved accessories

Using incompatible accessories may damage your phone or cause injury.

Turn off the phone near medical equipment

Your phone can interfere with medical equipment in hospitals or health care facilities. Follow all regulations, posted warnings, and directions from medical personnel.

Some of the contents in this manual may differ from your phone depending on the software of the phone or your service provider. (Bluetooth QD ID : B014728)

www.samsungmobile.com

Printed in Korea  
Code No.:GH68-20951A  
English (IND). 10/2008. Rev. 1.0



Turn off the phone or disable the wireless functions when in an aircraft

Your phone can cause interference with aircraft equipment. Follow all airline regulations and turn off your phone or switch to a mode that disables the wireless functions when directed by airline personnel.

Protect batteries and chargers from damage

- Avoid exposing batteries to very cold or very hot temperatures (below 0° C/32° F or above 45° C/113° F). Extreme temperatures can reduce the charging capacity and life of your batteries.
- Store the battery pack in a dry place.
- Prevent batteries from contacting metal objects, as this can create a connection between the + and – terminals of your batteries and lead to temporary or permanent battery damage.
- Never use a damaged charger or battery.

- Avoid using or storing your phone in dusty, dirty areas to prevent damage to moving parts.
- Your phone is a complex electronic device—protect it from impacts and rough handling to avoid serious damage.
- Do not paint your phone, as paint can clog moving parts and prevent proper operation.
- Your phone and memory cards may be damaged by exposure to magnetic fields. Do not use carrying cases or accessories with magnetic closures or allow your phone to come in contact with magnetic fields for extended periods of time.

Avoid interference with other electronic devices

Your phone emits radio frequency (RF) signals that may interfere with unshielded or improperly shielded electronic equipment, such as pacemakers, hearing aids, medical devices, and other electronic devices in homes or vehicles. Consult the manufacturers of your electronic devices to solve any interference problems you experience.

Handle your phone carefully and sensibly

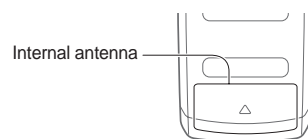
- Do not allow your phone to get wet—liquids can cause serious damage. Do not handle your phone with wet hands. Water damage to your phone can void your manufacturer's warranty.



Important usage information

Use your phone in the normal position

Avoid contact with your phone's internal antenna.



Allow only qualified personnel to service your phone

Allowing unqualified personnel to service your phone may result in damage to your phone and will void your warranty.

Ensure maximum battery and charger life

- Avoid charging batteries for more than a week, as overcharging may shorten battery life.
- Over time, unused batteries will discharge and must be recharged before use.
- Disconnect chargers from power sources when not in use.
- Use batteries only for their intended purpose.

Handle SIM cards with care

- Do not remove a card while the phone is transferring or accessing information, as this could result in loss of data and/or damage to the card or phone.
- Protect cards from strong shocks, static electricity, and electrical noise from other devices.
- Do not touch gold-coloured contacts or terminals with your fingers or metal objects. If dirty, wipe the card with a soft cloth.

Ensure access to emergency services

Emergency calls from your phone may not be possible in some areas or circumstances. Before travelling in remote or undeveloped areas, plan an alternate method of contacting emergency services personnel.

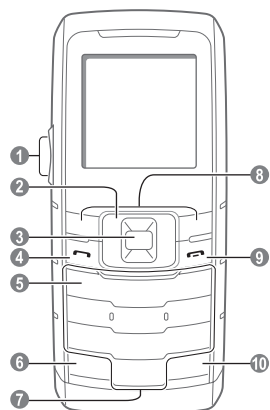
SAR information

Your wireless phone is a radio transmitter and receiver. It is designed and manufactured not to exceed the emission limits for exposure to radio frequency (RF) energy set by the European Union (EU) Council. These limits are part of comprehensive guidelines and establish permitted levels of RF energy for the general population. The guidelines are based on the safety standards that were developed by independent scientific organisations through periodic and thorough evaluation of scientific studies.

The standards include a substantial safety margin designed to assure the safety of all persons, regardless of age and health.

The exposure standard for wireless phones employs a unit of measurement known as Specific Absorption Rate (SAR). The SAR limit set by the EU Council is 2.0 W/kg. The highest SAR value for this model phone was 0.856 W/kg.

Phone layout



**1 Volume key**  
In Idle mode, adjust the key tone volume; Send an SOS message  
▶ Activate and send an SOS message

**2 4-way navigation key**  
In Idle mode, access My menu mode (up) or your favourite menus directly (left/right/down); In Menu mode, scroll through menu options

**3 Music player/Confirm key**  
In Idle mode, launch the music player; In Menu mode, select the highlighted menu option or confirm an input.

**4 Dial key**  
Make or answer a call; In Idle mode, retrieve recently dialed, missed, or received numbers; Send an SOS message.

**5 Voice mail server key**  
In Idle mode, access voice mails (press and hold)

**6 Keypad lock key**  
In Idle mode, lock the keys (press and hold)

**7 Alphanumeric keys**

**8 Soft keys**  
Perform actions indicated at the bottom of the display

**9 Power/Menu exit key**  
Turn the phone on and off (press and hold); End a call; In Menu mode, cancel input and return to Idle mode

**10 Silent profile key**  
Activate or deactivate the Silent profile (press and hold)

Your phone displays the following status indicators on the top of the screen:

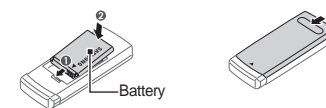
Icon	Description
	Signal strength
	GPRS network connected
	Call in progress
	SOS message feature activated
	New text message (SMS)
	Alarm activated
	Bluetooth activated
	Silent mode profile
	Battery power level
	FM radio on

Install the SIM card and battery

- Remove the battery cover and insert the SIM card.

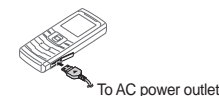


- Insert the battery and replace the battery cover.



Charge the battery

- Plug the supplied travel adapter.



- When charging is finished, unplug the travel adapter from the phone.

Do not remove the battery from the phone before unplugging the travel adapter first. Otherwise, the phone may be damaged.

Instructional icons

	<b>Note:</b> notes, usage tips, or additional information
	<b>Followed by:</b> the order of options or menus you must select to perform a step; for example: Press <Menu> → Messages (represents Menu, followed by Messages)
	<b>Square brackets:</b> phone keys; for example: [Power] (represents the Power/Menu exit key)
	<b>Angled brackets:</b> softkeys that control different functions at each screen; for example: <OK> (represents the OK softkey)

Turn your phone on or off

- To turn your phone on, press and hold [Power].
- To turn your phone off, press and hold [Power].

Make a call

- In Idle mode, enter an area code and a phone number.
- Press [Power] to dial the number.
- To end the call, press [Power].

In noisy environments, you may have difficulty hearing the calls while using the speakerphone feature. For better audio performance, use the normal phone mode.

