

MAXX MX154 (Turbo) User Manual

Dear Customer,


Thank you for purchasing **MAXX MX154 (Turbo)** Kindly read this user manual carefully to learn about key functional characteristics and operational methods of this mobile phone.


Contents


I.	Safety and precautions.....	2
II.	Operation of menu functions.....	4
III.	Application of USB storage function.....	6
IV.	Troubleshooting	7
V.	Specific Absorption Rate	8
VI.	Terms & Conditions for Warranty	10


I. Safety and Precautions:


To use your MAXX phone safely and effectively, please read the following information before use:


 Please turn off your phone when you are near a chemical plant, a gas station, an oil depot or other explosives.


 To ensure safety, please use earphone during driving; Otherwise, unless emergency, make a call after parking your car by the roadside. DO NOT use the phone during driving at high speed.

 Do not use your cell phone while in a plane. Please check whether Flight mode is set or not before boarding.


 Do not use your cell phone in a hospital to avoid interference with the normal operation of medical equipment which may result in a medical accident. If the cell phone is used near a pacemaker, audiphones and some medical electronic equipment, you should pay special attention that the cell phone may interfere with these devices.

 Auxiliaries and accessories not provided by us are excluded from the guarantee.


 Do not dismantle your cell phone by yourself. In case of a failure, please contact the service station specified by us. Only qualified person may install or repair this product.


 The phone should be charged in the environment which is well-ventilated, and should be kept away from inflammable substances and explosives.

To avoid demagnetization, please keep your phone away from magnetic substances, such as magnetic disk, credit card, etc.

 Please be sure the phone isn't exposed to any liquid. In Case this situation occurs, please remove the battery and contact the service station specified by us.

Please use your phone in the environment which is neither too hot nor too cold, do not expose your phone in strong sunlight and in high-humidity environment.

 All wireless devices may be susceptible to interference, which could affect performance.

 Your cell phone has photo and record functions, please use these functions following the related laws and regulations. You may violate the laws and regulations if you take photos and record without authorization.

- Do not dispose the worn battery as common domestic rubbish. Please dispose the worn battery according to the specified instructions where the disposal of a worn battery is clearly specified.

Note: The Company will not undertake any responsibility for any consequences caused by failure to observe the above-mentioned suggestions or improper applications.

If any content described in this manual goes against that of your cell phone, it is subject to the real cell phone.

MAXX operates a policy of continuous development. MAXX reserves the right to make changes and improvements to any of the products described in this document without prior notice.

The availability of particular products may vary by region. Please check with the MAXX dealer nearest to you.

II. Operation of menu functions:

In the standby mode, select **Menu** and the desired menu and submenu. Select **Exit** or **Back** to exit the current level of menu. Press the end key to return to the standby mode directly.

1. Messages:

The SMS function is a network service. You may need to apply to the network operator first before you can send and receive a message.

2. Phonebook:

You can add the new contact by selecting menu “Add new contact”.

You can save the contacts in the mobile phone and SIM card, it depends on the SIM card memory capacity.

3. Call History:

You can view the call history (Missed, dialed, received calls) through this option.

4. Settings:

- This menu option lets you view and edit your Phone, call, network or security settings
- You can customize user profile option to set your desired ringtones or message tones.
- The default password for Phone lock & Restore factory settings is “1234” you can personalize the password as required.

5. Multimedia:

In this menu option you can access your camera, video recorder/player, audio player and FM Radio which is wireless with good voice quality. You can view the clicked images in image viewer ,

6. Organizer:

This menu option enables you to use your phone’s alarm, calendar, calculator, torch, Bluetooth etc.

7. File manager:

This menu enables you to access the File Manager, where folders or files in the memory card can be managed

Caution: You will lose all the data stored in the memory card after format.

8. Services:

Phone supports STK function (But it requires support from SIM card service provider)

9. Fun & Games:

Fun & Games option lets you Play game provided in the phone

III. Application of USB storage function:

Note: The phone can use USB function (like charging) under switched off mode.

When USB cable is plugged in, phone will have the following options:

- **Mass storage:** the phone can be connected to the PC and used as a USB Flash Disk.
-

IV. Troubleshooting:

Failure	Solution
The phone fails to power on.	1. Check that the battery is charged; 2. Check that the battery is installed correctly.
Insert SIM card error	1. Check whether the SIM card is dirty. If the card is dirty, clean it; 2. Reinstall the SIM card; 3. If the SIM card is damaged, replace the SIM card.
Low Network	Check the signal strength indicator on the screen. 4 bars indicate a strong signal, and 2 bars or less indicate a weak signal.
Call registration fails	1. You might have set the Hide Caller ID but the network operator does not support this service; 2. There may be strong signal interference; 3. You might have activated the Call Barring function; 4. You might have activated Line 2 but the network operator may not support this service.
Battery fails to charge	1. The battery may have been excessively discharged. To charge the battery, it is necessary to connect it to a charger for a certain period of time; 2. The battery may have been deteriorated.
Cannot connect to the network	1. Check whether the signal is too weak or wireless interference exists around; 2. Check whether the SIM card is installed correctly, poor connection exists, or the SIM card is damaged. If the SIM card is damaged, please contact the network operator.
Photos shot are too dark	1. The brightness is set too low; 2. The ambient light is too dark.
Photos shot are too blurred	1. The object shot is moving; 2. Your hand shakes when the shutter is pressed.
Photos shot are distorted	The object shot is too close to the lens.
Cannot access the service menu	The SIM card may not support the service.

For any support or service kindly contact your nearest authorised MAXX Service Partner. You can download the MAXX

Authorised Service Center List from the below link: <http://www.maxxmobile.in/>

V. Specific Absorption Rate:

Mobile device is a radio transmitter and receiver. It is designed to not exceed the limits for exposure to radio waves recommended by various governments. In India, these guidelines were developed by the Government of India, Department of Telecommunications, Ministry of Communications and IT and include safety margins design to assure the protection of all persons, regardless of age and health, and to account for any variations in measurements.

The guidelines use a unit of measurement known as the Specific Absorption Rate (SAR).)

SAR level for mobile handsets Shall be limited to 1.6 Watt/kg, averaged over a 6 minutes period and taken over a volume containing a mass of 1 gram of Human tissue

Highest SAR Value for **MX154 Turbo** as below-

For GSM 900MHz – When tested on head - **0.914 Watt/kg**
When tested on body - **0.615 Watt/kg**

For GSM 1800MHz – When tested on head - **0.477 Watt/kg**
When tested on body - **0.273 Watt/kg**

As SAR is measured utilizing the mobile device's highest transmitting power, the actual SAR of this mobile device while Operating is typically below that indicated above. This is due to automatic changes to the power level of the mobile device To ensure that it only uses the minimum level required to each the network. While there may be differences between the SAR levels of various mobile devices and at various positions, they meet the governmental requirements for safe exposure. Please note that improvements to this product model could cause differences in the SAR value for later products; in all cases, Products are designed to be within the guidelines. The World Health Organization has started that present scientific Information does not indicate the need for any special precautions for the use of mobile devices. They note that if you want to reduce your exposure, then you can do by limiting the length of calls or using a hands-free device to keep the mobile device away from the head and body.

Specific Absorption rate (Safety Precautions) :-

- a) Use A wireless hands-free system (headphone, headset) with a low power Bluetooth emitter.
- b) Make Sure the cell phone has a low SAR.
- c) Keep your calls short or send a text message(SMS) instead. This advice applies especially to children ,adolescents and pregnant women.
- d) Use cell phone when the signal quality is good.
- e) People having active medical implants should preferably keep the cell phone at least 15cm away from the implant.

VI. Terms & Conditions for Warranty

MAXX MOBLINK offer 18 months limited warranty for the transceiver set from date of import or 12 months Limited Warranty for the transceiver set from date of purchase or whichever is earlier.

Warranty for the accessories -Battery, Travel Charger, Data Cable & Earphone will be 6 months from date of purchase which is provided along with phone package and should be within 18 months warranty period from date of import .

MAXX is not responsible for damage arising from failure to follow instructions relating to the product's use, also the warranty does not apply in below cases:

- a) To damage caused by use with non-MAXX certified products
- b) To damage caused by accident, abuse, misuse, flood, fire, earthquake or other external causes
- c) To damage caused by operating the product outside the permitted or intended uses described by MAXX

MAXX warranty obligations for this hardware product are limited to the terms set, for more details of terms & conditions, please refer the website www.maxxmobile.in

WARRANTY CARD Details to be fill up to claim warranty of this phone.

Name of Customer : _____

Model No: _____

IMEI No (SIM1): _____ **IMEI No (SIM2):** _____

Date of Purchase: _____

Maxx Moblink Private Ltd.

(100% subsidiary of Maxx Mobile Communication Ltd.)

Registered Office address :

16th Floor, DLH Corporate Park, Opp Goregaon MTNL,
S.V. Road, Goregaon (W), Mumbai 400 062.

Tel:1860 233 4444

Email –customercare@maxxmobile.in | www.maxxmobile.in

Name of Dealer:

Dealer Stamp